

Presto Pop-Ups

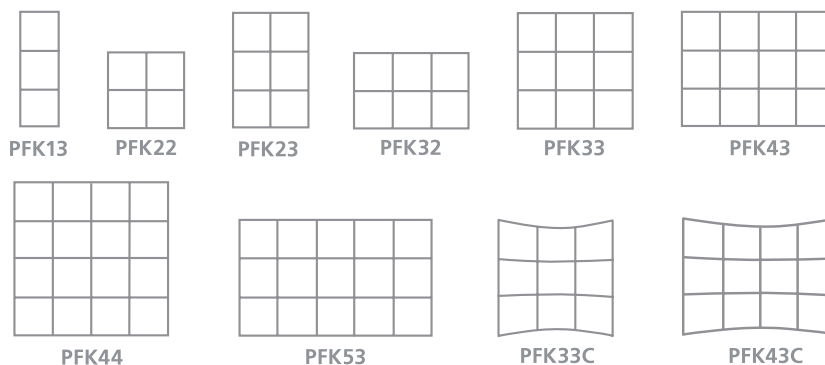
A VIRTUAL PORTABLE BILLBOARD

Frame Features:

Graphic stays attached to frame in bag
 Hook perimeters included
 Incredibly easy, two minute set-up without tools
 Free oversized nylon carry bag with every frame
 Upgraded Portable Exhibit Cases available

Ultra lightweight alloy tubes
 Matte satin anodized finish
 Adjustable leveling feet
 Bolt based system, add or subtract components

Available Configurations:



Frames

Model #	Quads W x H	Wt. (lbs.)
PFK13	1 x 3 Frame	16
PFK22	2 x 2 Frame	17
PFK23	2 x 3 Frame	20
PFK32	3 x 2 Frame	20
PFK33	3 x 3 Frame	23
PFK43	4 x 3 Frame	31
PFK44	4 x 4 Frame	36
PFK53	5 x 3 Frame	36
Curved		
PFK33C	3 x 3 Frame	25
PFK43C	4 x 3 Frame	31

Note: Each quad is approximately 30 x 30.



PFK33 with GF33A graphic and (2) 200SP lights.



Travel Bag included with every unit.

TO PLACE AN ORDER CALL 757-593-8580 OR EMAIL: SALES@DDISIGNS.COM



Presto Pop-Ups

THE ULTIMATE IN
PRESENTATION CONVENIENCE!

Our American made frame is the unsurpassed standard in Quality and Value.

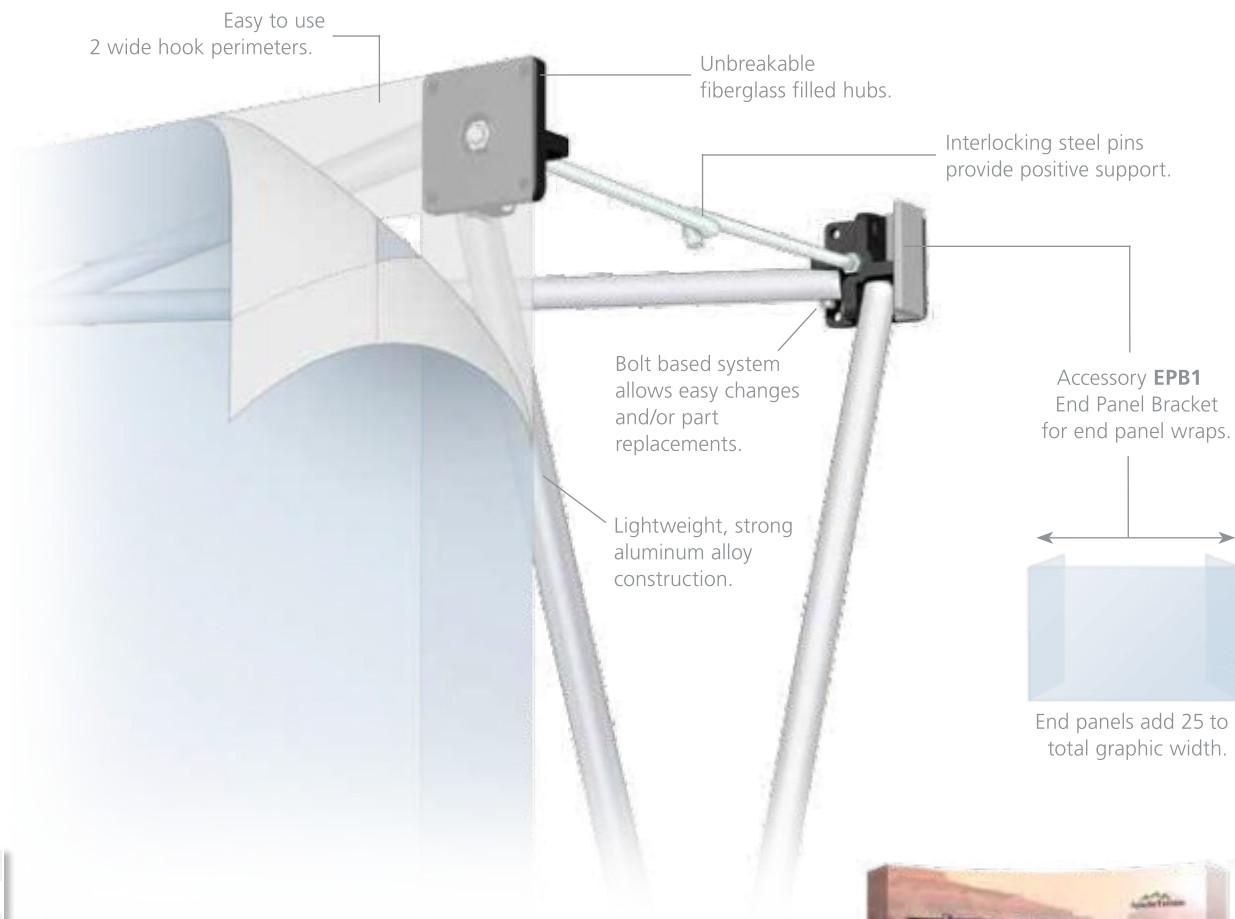
These units Pop-UP and assemble in minutes. Graphics can stay attached to frame when closed.

Presto Pop-Up displays are ultra easy to set-up and the amazing quality dye sub graphic ensures maximum impact.

AMERICAN MADE VALUE
AND RELIABILITY

Dye Sub Fabric Graphics

Regular		with End Panels	
GF13A	31 x 88.25	GF13B	56 x 88.25
GF22A	59.5 x 59.5	GF22B	84.5 x 59.5
GF23A	59.5 x 88.25	GF23B	84.25 x 88.25
GF32A	88.25 x 59.5	GF32B	113.25 x 59.5
GF33A	88.25 x 88.25	GF33B	113.25 x 88.25
GF43A	117.375 x 88.25	GF43B	142.375 x 88.25
GF44A	117 x 117	GF44B	142 x 117
GF53A	145.75 x 88.25	GF53B	170.75 x 88.25
Curved			
GF33AC	80 x 88.25	GF33BC	105 x 88.25
GF43AC	106 x 88.25	GF43BC	131 x 88.25



Fabric Graphics

High impact 720 DPI Dye Sub Printing on a virtually wrinkle free stretch fabric, designed and engineered for this application. Custom printed from your art work.



Curved Presto Frame **PFK43C**, **GF43BC** graphic with end panels.

Presto Pop-Ups

End Panel Brackets facilitate the wrapping of the sides, adding 25 to total graphic width.
A bracket is needed for each outer hub and assembly is easy.

Both straight and curved units can have their sides wrapped.

To completely enclose the frame - front, back and sides,
End Panel Brackets are required, plus an extra Velcro® brand hook perimeter.



EPB1 Brackets
easily attach to
frame with screws.



JB1 Joining Brackets
join frames together,
call to determine quantity.



Curved unit with end panels:

PFK43C curved frame, **EPB1** end panel brackets (8),
GF43BC graphic face



Completely enclosed on 4 sides:

PFK32 straight frame, **EPB1** end panel brackets,
32VB extra hook perimeter, **GF32A** and a **GF32B** graphic.

TO PLACE AN ORDER CALL 757-593-8580 OR EMAIL: SALES@DDISIGNS.COM

ddiSigns.com

Superwide Presto Pop-Ups




We will custom produce Pop-Up Frames to any quad configuration, no matter how many quads.

The Velcro® brand perimeters, are sewn in our own factory to exacting specifications.

Quads are always 30 square. Large frame assemblies more than 15 quads do not include carry bags.

For pricing contact our friendly sales department.



Presto Pop-Up Light Kits

LIGHT KITS TO MAKE YOUR POP-UP SHINE!



SOLD AS COMPLETE KITS

Each kit includes:

A lamp & fixture for each quad Power supply cords & power strip
Carry bag to keep kit contained.


Pop-Up Light Kits

Model	Quads w x h	Model	Quads w x h
PFKLLK13	1 x 3	PFKLLK43	4 x 3
PFKLLK22	2 x 2	PFKLLK44	4 x 4
PFKLLK23	2 x 3	PFKLLK53	5 x 3
PFKLLK32	3 x 2	PFKLLK33C	3 x 3 Curved
PFKLLK33	3 x 3	PFKLLK43C	4 x 3 Curved

Disclaimer: Though we use clear hubs, sometimes they create visible shadows - depends on graphic pattern to what extent.

Features:

- Sold as a complete kit
- Quick easy assembly
- Long lasting TS lamps
- Connecting cords & power strip
- Aluminum brackets snap to frames
- Good for 1 sided or 2 sided Pop-Ups
- Energy efficient, easy to replace lamps
- Carry bag keeps parts contained



Cool white fluorescent lamps connect in series, one for each quad. Aluminum mounting brackets make set up very easy.

Presto Pop-Up Accessories

Extra Bags (imported):

SNB1 33 x 12 x 13
up to 3 x 3 frame

LNB1 33 x 18 x 13
up to 5 x 3 frame



LNB1

Hook Perimeters:

Use with end panel brackets
for enclosing frame on all sides.

13VB	23VB	33VB	44VB
22VB	32VB	43VB	53VB

Podium Cases: (imported):

Hard plastic designed for Pop-Ups. Doubles as a Podium; add a Graphic Wrap to deliver your message.



OPC1



OPC1 & GFW1



OPC2 (2 shown)



OPC1	24w x 15-1/2d x 38h (O.D.) Podium Case. Simulated wood top
GFW1	Graphic for OPC1. Size: 70-1/2w (includes 2 overlap) x 31h


OPC2	16-1/4w x 14-1/2d x 34-3/4h (O.D.) Half Podium Case
GFW2	Graphic for OPC2. Size: 50-1/2w (includes 2 overlap) x 27-1/2h

Pop-Up Lights (imported)

PULD1 Very bright LED
trade show light for
Pop-Ups, 18w.



200SP 150 watt
Halogen trade show
light for Pop-Ups.



Weighted Base



PFKWB Laser cut marquise
shaped steel bases. Must be
ordered with frames, as we
pre-punch matching holes.

Graphic Specification Guidelines:

FILES: Ensure all files are properly named and updated in all layouts and file names have the correct file extension name (ie: .eps / .tif / .ai / .psd ...etc.). All artwork should be provided as high resolution digital files. Minimum Resolution 100 dpi at FINAL size. 200 dpi at 50%.

BLEEDS: Please provide a 1/2 bleed on each of 4 sides, as well as accurate crop marks for trimming.

STITCHING: Please keep text or logos 2 clear of edges to avoid stitching, Velcro® perimeter is sewn to graphic, allowing it to be attached to frame.

PROOFS: Dye Sub 24 x 24 fabric proofs of your image, are available, Call for price, please allow additional time for job completion. For FTP uploads include a PDF proof for each layout.

COLOR: Please provide us with PANTONE color numbers for elements that you would like matched. Pantone specifications allow us to match colors closest. Exact color matches are not always possible. We recommend creating 4/c rich black for large solid areas of black.

LOGOS: Supply all logos and illustrated graphics in VECTOR format when possible.

FONTS: Includes all fonts used in your layout. Convert fonts to outlines whenever possible.

PHOTOSHOP: All files should be minimum 100 dpi at final size, leave files layered when possible.

ILLUSTRATOR: Please LINK files as opposed to embedding them. Convert type to outlines. Save in .ai format.